

**DBB**

**DHN-72R20/DG**


**610~630W**


High Efficiency Double Glass PV Module


### Comprehensive Products & System Certificates


IEC 61215 / IEC 61730 / CE / INMETRO  
ISO 45001  
2018/International standards for occupational health & safety  
ISO 14001  
2015/Standards for environmental management system  
ISO 9001  
2015/Quality management system


 15 Material & technology warranty

 30 Linear power output warranty


  
No-Busbar(NBB) Technology, shorten 40% of the transmission distance.  
Reduces losses & improving conversion efficiency

  
TOPCon cells double-sided rate up to 85% and  
more back power generation by 5-25%

  
Double-glass Technology, higher encapsulation  
blocking and mechanical strength

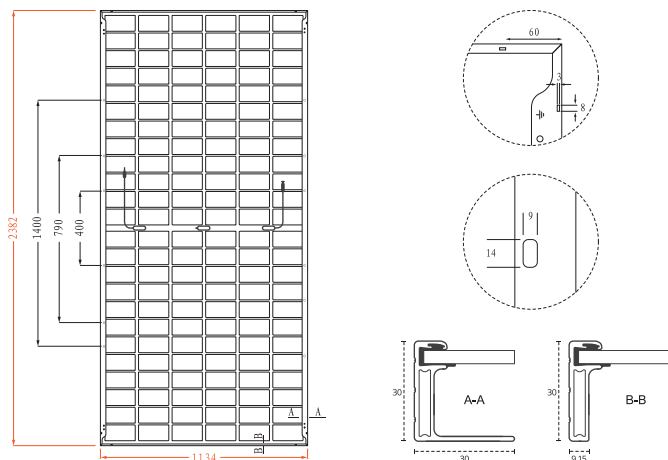
 30  
Higher power, longer service life, linear power warranty for 30 years

  
TOPCon cells, lower attenuation,  
better temperature coefficient & dim light performance

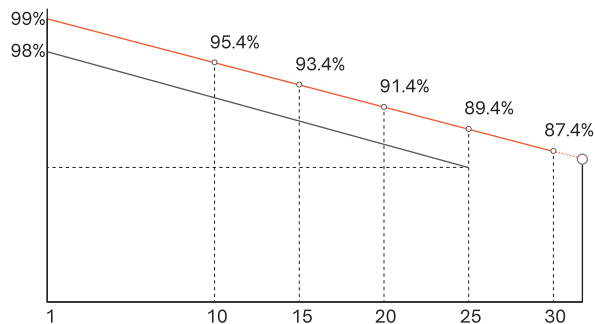


# DHN-72R20/DG 610~630W

## Design



## 30-Year Linear Power Output Warranty



— DAH Solar linear power output guarantee  
— Standard linear power output guarantee

## Mechanical Specification

No. of Cells	144 (6×24)
Weight	33.2kg
Cells Type	N-type 182×95.8mm
Dimension (L×W×T)	2382×1134×30mm
Packing	36pcs/Pallet, 720pcs/40HQ

Cable	4.0mm <sup>2</sup> , 300/200mm in length, (Including connector) length can be customized
Glass	2.0mm High Transmission, Antireflection Coating
Junction Box	IP68, 3 Bypass Diodes
Connector	MC4 Compatible

## Electrical Characteristics

Module Type	DHN-72R20/DG											
	STC		NOCT		STC		NOCT		STC		NOCT	
Test conditions	STC	NOCT	STC	NOCT	STC	NOCT	STC	NOCT	STC	NOCT	STC	NOCT
Maximum Power (P <sub>max</sub> /W)	610	459	615	462	620	466	625	470	630	474		
Open-circuit Voltage (V <sub>oc</sub> /V)	52.4	49.8	52.6	50.0	52.8	50.2	53.0	50.4	53.2	50.5		
Maximum Power Voltage (V <sub>mp</sub> /V)	44.6	42.4	44.8	42.6	45.0	42.8	45.2	42.9	45.4	43.1		
Short-circuit Current (I <sub>sc</sub> /A)	14.72	11.88	14.78	11.93	14.84	11.98	14.90	12.03	14.96	12.08		
Maximum Power Current (I <sub>mp</sub> /A)	13.68	10.83	13.73	10.87	13.78	10.91	13.83	10.95	13.88	10.98		
Module Efficiency (STC)	22.58%		22.77%		22.95%		23.14%		23.32%			
Refer Bifacial Factor	80±5%											

STC-Standard Test Environment: Irradiance 1000W/m<sup>2</sup>, Cell temperature 25°C, Spectrum AM1.5

NOCT-Standard Test Environment: Irradiance 800W/m<sup>2</sup>, Ambient temperature 20°C, Spectrum AM1.5, Wind speed 1m/s

## Double-Sided Power Generation Parameters (Rear gain)

Gain	Parameter	610W	615W	620W	625W	630W
5%	Maximum Power (P <sub>max</sub> )	641	646	651	656	<del>661</del>
	Module Efficiency (%)	23.7	23.9	24.1	24.3	<del>24.5</del>
15%	Maximum Power (P <sub>max</sub> )	701.5	707.3	713.0	718.8	<del>724.5</del>
	Module Efficiency (%)	26.0	26.2	26.4	26.6	<del>26.8</del>
25%	Maximum Power (P <sub>max</sub> )	762.5	768.8	775.0	781.3	<del>787.5</del>
	Module Efficiency (%)	28.2	28.5	28.7	28.9	<del>29.2</del>

## Operating Parameters

Maximum System Voltage	1500V DC
Operating Temperature	-40 ~ +85°C
Maximum Series Fuse Rating	30A
Nominal Operating Cell Temperature	45°C±2°C
Application Level	Class A

## Temperature Coefficient

Temperature Coefficient of I <sub>sc</sub> (ΔI <sub>sc</sub> )	0.046%/°C
Temperature Coefficient of V <sub>oc</sub> (ΔV <sub>oc</sub> )	-0.25%/°C
Temperature Coefficient of P <sub>max</sub> (ΔP <sub>mp</sub> )	-0.29%/°C
Snow load, frontside / Wind load, backside	5400Pa/2400Pa